



ABCD bowing for grading

...DURING KENDO GRADING EXAMINATIONS

The purpose of this document

This document explains the most appropriate way to bow during a grading examination (shinsa).



The EKF has decided to align this process with that of Japan for the following reasons:

- ❖ The harmony that prevails among the rotating candidates allows the jury members to better assess their level,
- ❖ Concentrating on the correct bowing system allows candidates to focus on this important moment,
- ❖ To save time during the total duration of the shinsa. Indeed, approximately ten seconds per candidate causes a significant delay in the overall organization.

In the following pages, Group of 4 candidates and group of 3 candidates “bowing for grading” will be explained.



Rotation system following numbers or letters



In Europe, we are utilising numbers, for instance*

701	-	702
703	-	702
703	-	704
701	-	704



For instance
In Japan

The Taichiais take place in this order**

* For the rest of the document, we will use numbers

** the 701 could be on the left or on the right depending on the shomen and in accordance with the chief of the jury



Group of 4

(A B C D or 1 2 3 4)

WHERE POSSIBLE,
THE ORGANIZATION WILL FAVOR GROUPS
OF 4 CANDIDATES.

Starting point of the first group



At this time, 702 and 701 will bow and start.

701



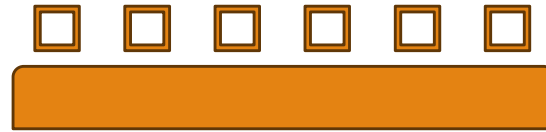
702

703

704



After the 1st taichiai



Yame, solemade !
702 and 701 are in sonkyo,
703 goes after the 701 starting point

701 × 702

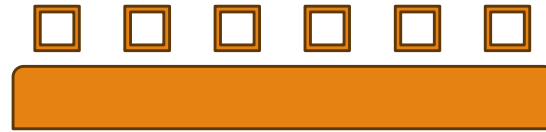
703

An orange arrow points vertically upwards from the number 703 to the number 701.

704



Waiting for bowing 3 together



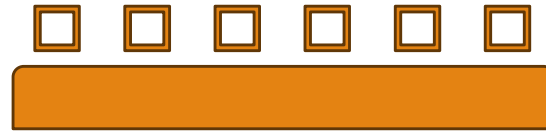
702 and 701 go backward,
703 stands, waiting for 701



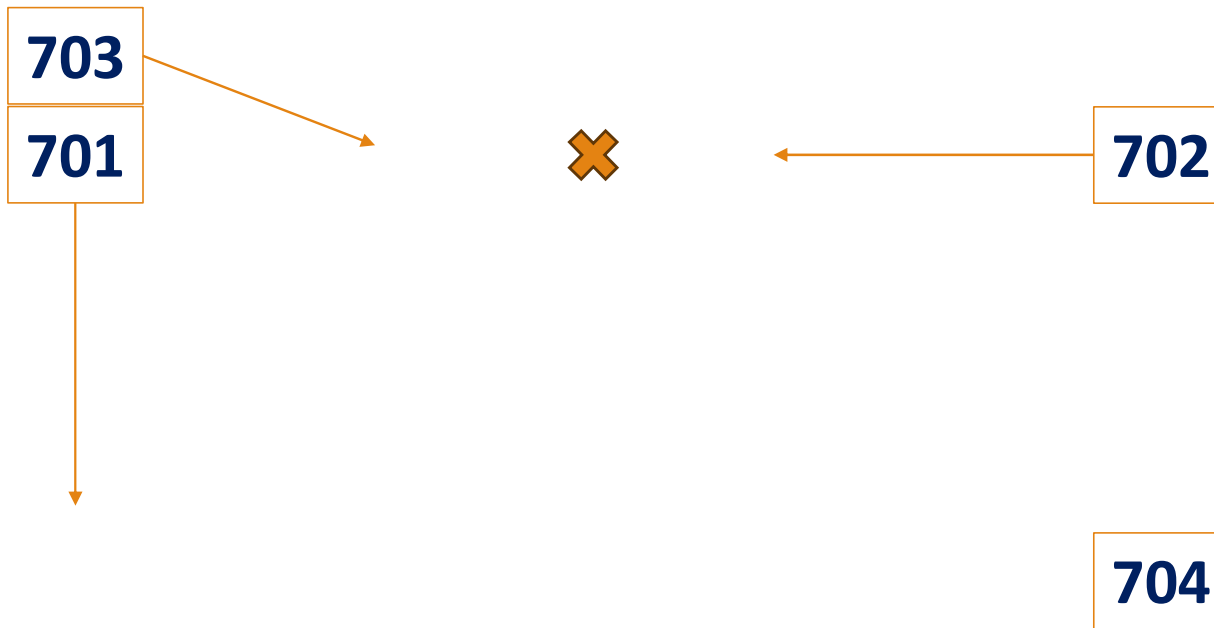
704



Bowing and diagonal approach

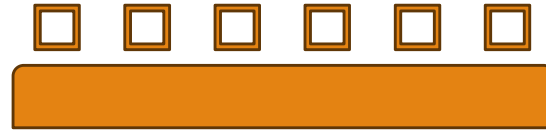


702 and 701 and 703
bow at the same time, then 703 (in diagonal)
and 702 go to the sonkyo position*



* Without paying attention to 701 going back

After the 2nd taichiai



Yame, solemade !
703 and 702 are in sonkyo,
704 goes after the 702 starting point

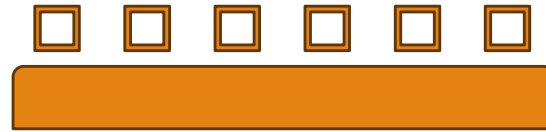
703 × 702

701

704



Waiting for bowing 3 together



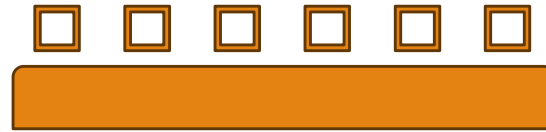
702 and 703 go backward,
704 stands, waiting for 702



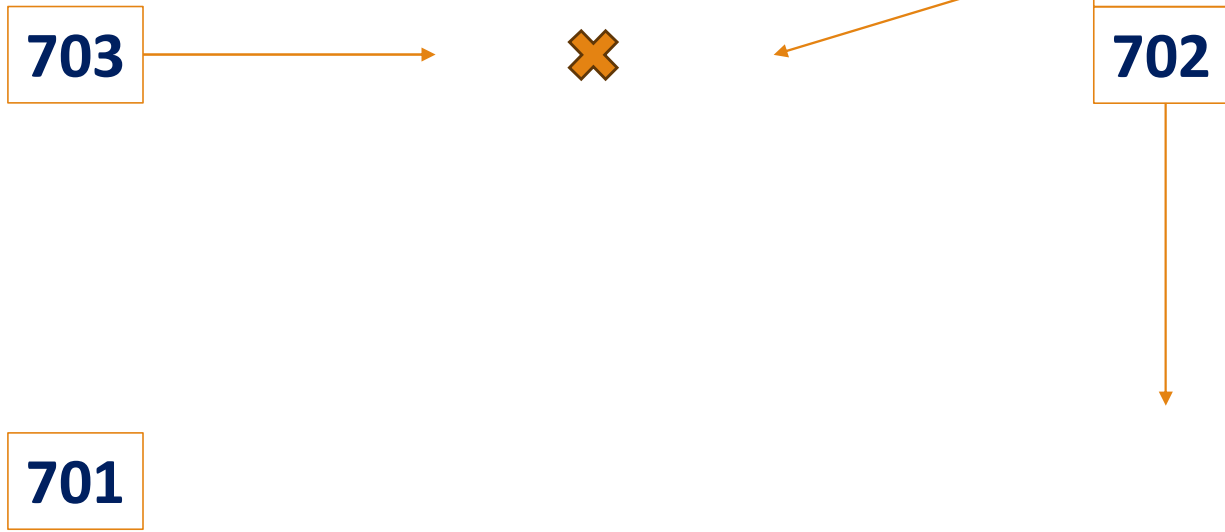
701



Bowing and diagonal way

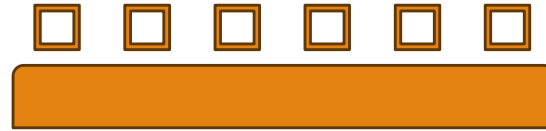


703 and 702 and 704
bow at the same time, then 704 (in diagonal)
and 703 go to the sonkyo position*



* Without paying attention to 702 going back

After the 3rd taichiai



Yame, solemade !
703 and 704 are in sonkyo,
701 goes after the 703 starting point

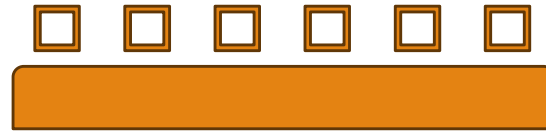
703 × 704

701

702



Waiting for bowing 3 together



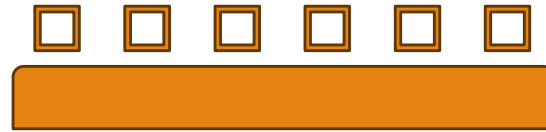
703 and 704 go backward,
701 stands, waiting for 703



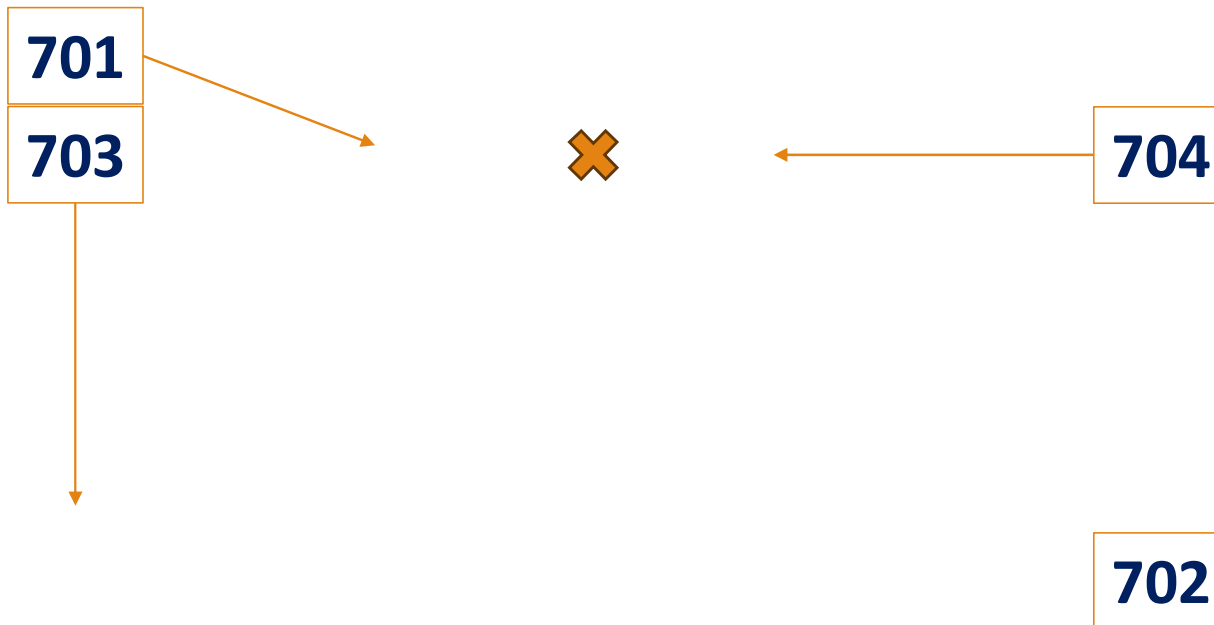
702



Bowing and diagonal way



704 and 701 and 703
bow at the same time, then 701 (in diagonal)
and 704 go to the sonkyo position*.



* Without to pay attention to 703 going back

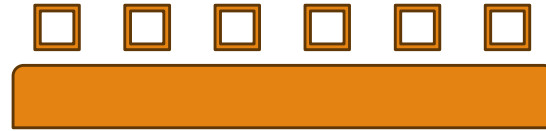
After the 4th taichiai




Yame, solemade !
701 and 704 are in sonkyo,
705 and 706 go after the 701&704 starting point



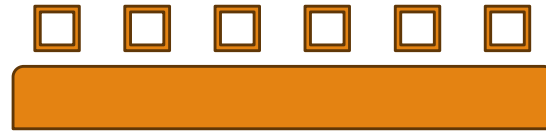
Waiting for bowing 4 together



701 and 704 go backward,
705&706 stands, waiting for
701&704



Bowing and diagonal way



701&704 and 705&706 bow at the same time, then 705&706 (in diagonal) go to the sonkyo position*.

705
701

706
704



707


708

* Without to pay attention to 701&704 going back

After the 4th Taichiai

The group of 4 completed the jitsugi
part of its shinsa

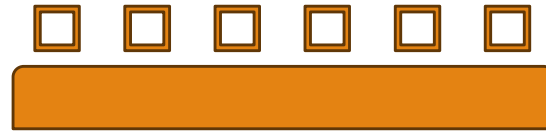




Group of 3

WHERE IT IS NOT POSSIBLE TO DO WITH
GROUP OF 4 ONLY

Starting point of the first group



At this time, 702 and 701 will bow and start.

701

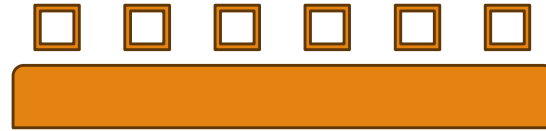


702

703



After the 1st taichiai



Yame, solemade !
702 and 701 are in sonkyo,
703 goes after the 701 starting point

701 × 702

703

An orange arrow points vertically upwards from the number 703 to the number 701, indicating a sequence or relationship between the two numbers.

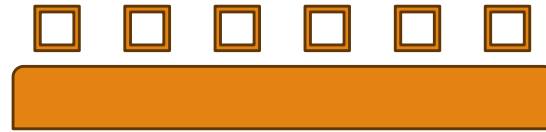
Waiting for bowing 3 together



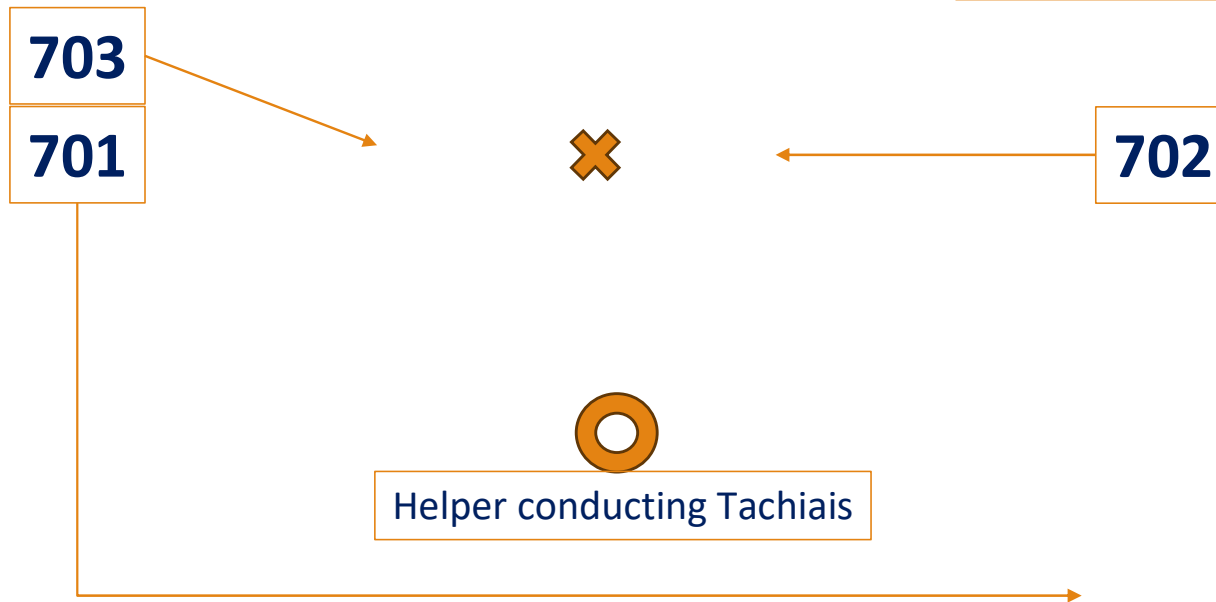
702 and 701 go backward,
703 stands, waiting for 701



Bowing and diagonal way



702 and 701 and 703
bow at the same time, then 703 (in diagonal)
and 702 go to the sonkyo position*
701 goes through behind the Helper

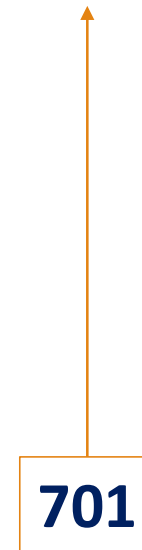


* Without to pay attention to 701 going back

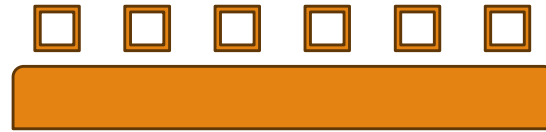
After the 2nd taichiai



Yame, solemade !
703 and 702 are in sonkyo,
701 goes after the 702 starting point



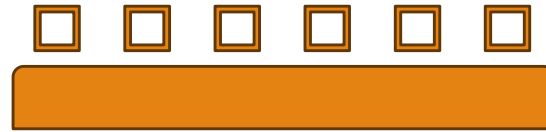
Waiting for bowing 3 together



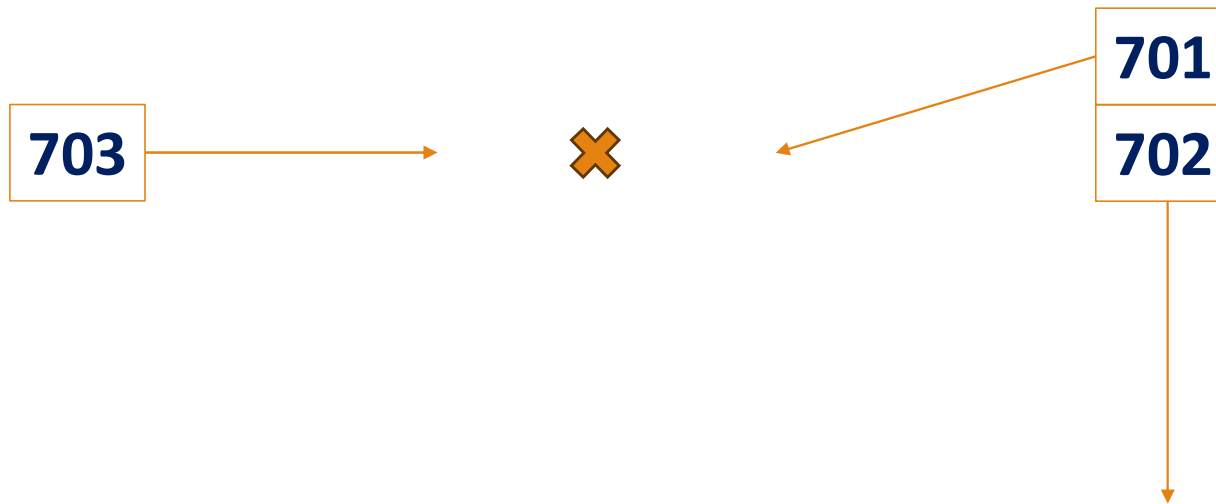
702 and 703 go backward,
701 stands, waiting for 702



Bowing and diagonal way



703 and 702 and 704
bow at the same time, then 704 (in diagonal)
and 703 go to the sonkyo position*



* Without to pay attention 702 going back

After the 3rd Taichiai

The group of 3 completed the jitsugi
part of its shinsa



Conclusion

In a Kendo grading examination, it should go smoothly and fluidly. Any risk of stress and disharmony should be avoided. For the candidates and for the jury members.

The organization will favor groups of 4 candidates but depending on the total number of candidates, some group of 3 may be unavoidable.

The “connection” between two groups, because of the risk of difficulty with this part, must be well anticipated in order to keep everything fluid and harmonious.

